

Ukrainian agriculture shift

Damage to agricultural sector
since 24 February 2022

\$8.7 bn



Grain export, million tons

By Black Sea By Danube River By train By truck



over \$4.65 bn = 109.6 thousand units

destruction and damage to agricultural machinery

\$1.87 bn = over 4 mln tons


destruction and theft of manufactured goods

\$1.33 bn

cost of repairing the damaged facilities

8.2 mln tonnes

total capacity of the destroyed granaries



3.25 mln tonnes

total capacity of the damaged granaries


Ukrainian energy shift

As of March 2023, the direct losses of the Ukrainian energy sector made up

\$11 bn

\$8.3 bn

in the energy sector



\$2.7 bn


in utility infrastructure
(district heating
water supply and drainage,
household waste management
facilities)

Russia took control of Ukraine's mineral deposits worth at least

\$12.4 trillion

Occupied deposits
(2022)


63% of coal



11% of oil



20% of gas



42% of metal



33% of rare earth elements

Renewables:
losses of production in 2022 compared to 2021


Solar energy **-12%**

Wind energy **-75%**

Total renewables **-22%**

\$220 mln

were lost (excluding large HPP and pumped storage HPP)



Total losses of the hydropower sector

\$1 bn

↓
losses of the Kakhovska HPP and the energy supply system of Zmiiny Island

\$400 mln